


Level Gauges

Cargo Tank Measuring System

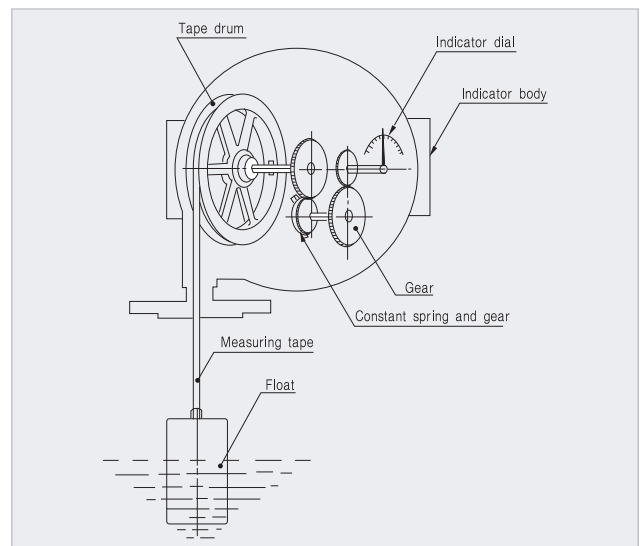


APPLICATION

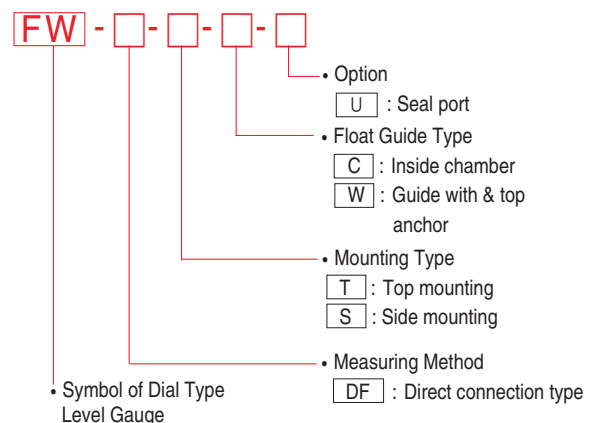
Dial type float level gauges are widely used for H.F.O, D.O, L.O tanks and water tanks, while magnetic coupling type dial float level gauge is especially designed to be used for liquid that can generate poisonous, corrosive or inflammable gases and odor. In addition, the system is excellent in that it is non-corrosive, safe and is facilitated to maintain.

OPERATING PRINCIPLE

Dial type float level gauges are composed of float, measuring tape and indicator unit. The measuring tape connected to the float on a liquid level is directly led into the indicator body and wound on tape drum. The rotation of the tape drum is transmitted through gear trains to the scale dial indicator where pointer is turned on dial scale to indicate the level. The tape drum is connected with constant drum which serves to wind excessive length of the tape caused by level variation, thus the tape tension is always kept constant.



Model number code system



Standard model and specification

Type	Model	Mounting type	Measuring range(m)	Indication system	Specific gravity	Accuracy (mm)	Working condition		Material			
							Temp.	Press.	G/G Body	Tape	Float	Guide pipe
Direct connection type	FW-DF-T-C	TOP(With chamber)	0 ~ 6	One-Point	0.7~1.5	± 15	150°C	0.2 kg/cm ²	AC	SUS304	SUS304	N/A
	FW-DF-T	TOP(With guide wire)	0 ~ 6	One-Point	0.7~1.5	± 15	150°C	0.2 kg/cm ²	AC	SUS304	SUS304	N/A
	FW-DF-S	Side(With guide wire)	0 ~ 6	One-Point	0.7~1.5	± 15	150°C	0.2 kg/cm ²	AC	SUS304	SUS304	N/A
	FW-DF-S-C	Side(With chamber)	0 ~ 6	One-Point	0.7~1.5	± 15	150°C	0.2 kg/cm ²	AC	SUS304	SUS304	N/A